

The Monthly Maize Market Report was developed by researchers at IFPRI-Malawi, with the goal of providing clear and accurate information on the variation of daily maize price in selected markets throughout Malawi. The reports are intended as a resource for those interested in maize markets in Malawi, namely producers, sellers, consumers, or other agricultural stakeholders.

Highlights

- During the month of January 2017, average maize retail prices decreased from **MK227** to **MK217** per kg.
- Monitors reported the widest range of maize prices in Mchinji and Mzuzu.
- Main ADMARC depots remained open during the entire month.

In January 2017, average retail prices dropped.

Average prices decreased from MK227/kg on December 31st 2016, to MK217/kg on January 31st 2017 (Figure 1), indicating a change of about 4%. After remaining stable during the first half of January, prices dropped in most markets on consecutive Saturdays in the second half of the month (Table 1). The largest price decreases registered were in Mchinji and Chimbiya at 14% and 12%, respectively. The only market where prices increased was Nsanje. Three markets (Karonga, Mwanza and Lunzu) had unchanged price levels during the month.

ADMARC continues to sell maize only, no buying.

Since opening its markets across the country on 21st October 2016, the main ADMARC depots in these markets have been reported to be selling maize only. However, as the ADMARC sales price of MK250/kg is higher than market prices, very few sales by ADMARC are occurring. No buying activity has been recorded by ADMARC since it opened its depots.

Figure 1. Daily average maize prices since 31st December 2016

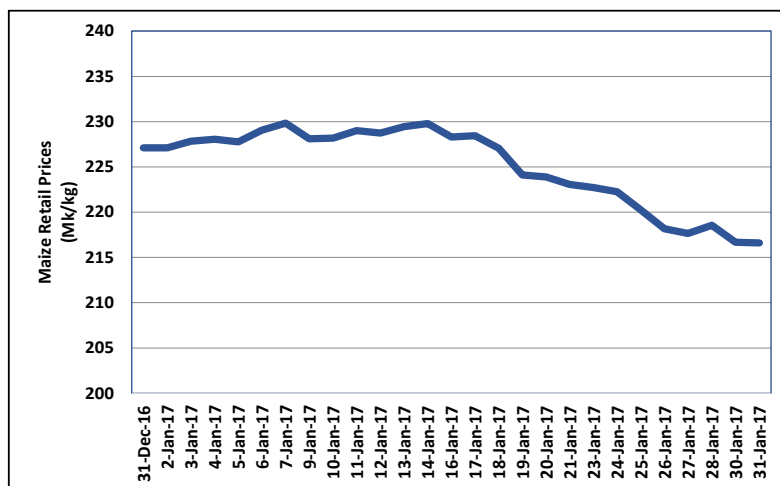


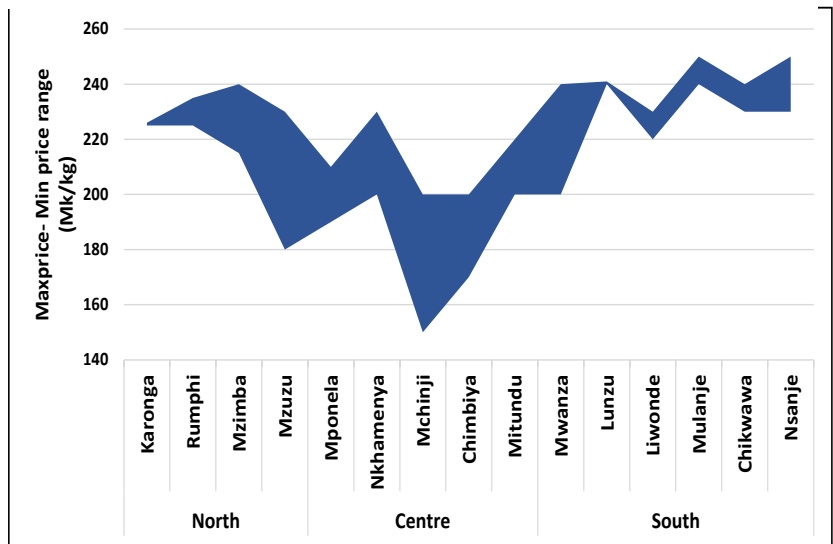
Table 2. Maize retail prices (Mk/kg) by market

Market	31-Dec-16	14-Jan-17	21-Jan-17	28-Jan-17	Monthly change	
Karonga	225	225	225	225	0%	↔
Rumphi	237	238	230	230	-3%	↓
Mzimba	232	232	231	228	-1%	↓
Mzuzu	223	218	213	212	-5%	↓
Nkhamenya	220	223	217	217	-2%	↓
Mponela	220	220	217	200	-9%	↓
Mchinji	215	213	190	185	-14%	↓
Mitundu	220	227	227	207	-6%	↓
Chimbiya	217	217	207	190	-12%	↓
Mwanza	213	230	213	213	0%	↔
Lunzu	240	240	240	240	0%	↔
Liwonde	240	237	230	227	-6%	↓
Mulanje	250	250	245	247	-1%	↓
Chikwawa	240	245	240	235	-2%	↓
Nsanje	217	243	243	240	11%	↑
All markets	227	230	223	219	-4%	↓

End of the month prices remained highest in the South.

Figure 2 shows the range (maximum-minimum) of retail maize prices on Saturday January 28th sorted by markets and regions. Prices are generally higher in the South and lowest in the Centre of the country. The lowest minimum price of MK150/kg was reported in Mchinji, while the highest maximum price of MK250/kg was reported in Nsanje and Mulanje. In some markets, such as Karonga and Lunzu, all monitors reported the same daily price, so there is no price variation.

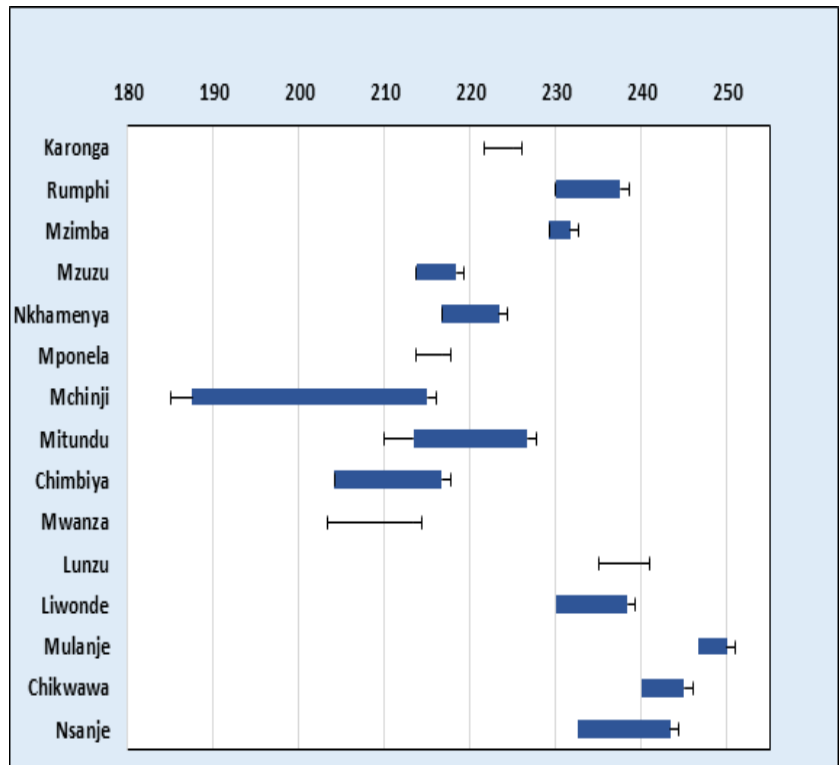
Figure 2. Maize retail price ranges by market, 28th January 2017



Mchinji has the lowest prices, while Mulanje has the highest.

Figure 3 shows the distribution of average daily maize prices in each market during January 2017. The furthest-left and furthest-right points on each plot indicate the minimum and maximum prices during the month. The box shows the first quartile and third quartiles of the price distribution. The widest range of prices was observed in Mchinji, while almost uniform pricing was observed in Karonga, Mwanza, and Lunzu.

Figure 3. Distribution of maize retail prices in January 2017



How data was collected

IFPRI has been monitoring retail maize prices in selected markets since November 1st, 2016. The monitoring covers six days per week, excluding Sundays. At least three monitors report in each of the markets. Data is collected by means of automated short message service (SMS) with follow-ups made via telephone where necessary.



For further information contact: Anderson Gondwe (a.gondwe@cgiar.org) or Chiyembekezo Chafuwa (c.chafuwa@cgiar.org) at IFPRI.

To learn more about IFPRI-Malawi’s work, please visit: <http://massp.ifpri.info>