

The Monthly Maize Market Report was developed by researchers at IFPRI-Malawi, with the goal of providing clear and accurate information on the variation of daily maize price in selected markets throughout Malawi. The reports are intended as a resource for those interested in maize markets in Malawi, namely producers, sellers, consumers, or other agricultural stakeholders.

Highlights

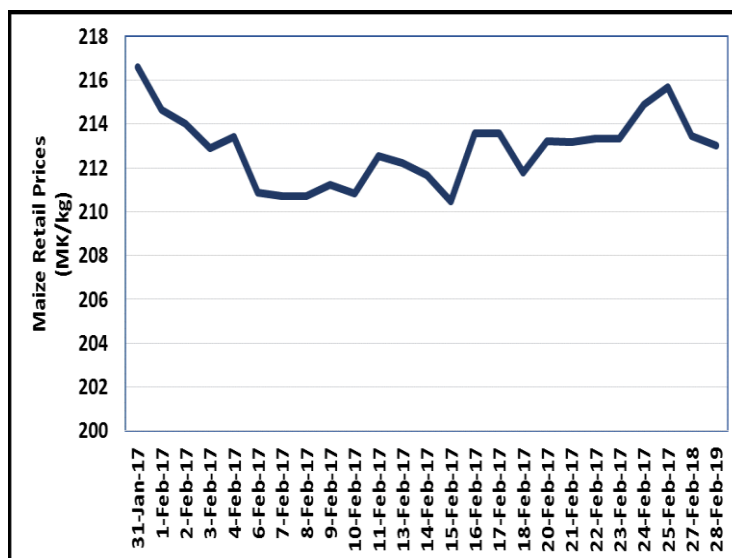
- The average maize retail price per kg was **MK213** by end-February compared to **MK217** in late January.
- Mulanje recorded both the highest prices and the widest price range during February 2017.
- All main ADMARC depots were open during the entire month.

Some price increase in late February

Retail maize prices continued to fall during the first week of February, after which they remained relatively stable until the last week of the month, when they increased to their level at the beginning of the month (Figure 1). However, prices fell again to MK213/kg in the last two days of the month.

Across all markets, there was a slight decrease of 1.3% in average maize prices from MK219/kg on the last Saturday in January to MK216/kg on the last Saturday in February 2017 (Table 1).

Figure 1. Daily average maize prices since 31st January 2017



Prices fell in most markets during February

Over the month, nine markets reported falling maize prices, with the largest price decrease of 12% occurring in Liwonde (Table 1). Only four markets in the central region (Mponela, Mchinji, Mitundu and Chimbiya) registered price increases this month, with the largest increase of 11% in Mitundu. Prices in Karonga and Mwanza were stable during the month.

Table 1. Maize retail prices (Mk/kg) by market

| Market | 28-Jan-17 | 18-Feb-17 | 12-Feb-17 | 25-Feb-17 | Monthly change |
|--------------------|------------|------------|------------|------------|----------------|
| Karonga | 225 | 220 | 215 | 225 | 0% |
| Rumphi | 230 | 225 | 228 | 227 | -1% |
| Mzimba | 228 | 227 | 223 | 223 | -2% |
| Mzuzu | 212 | 197 | 203 | 205 | -3% |
| Nkhamenya | 217 | 210 | 203 | 207 | -5% |
| Mponela | 200 | 200 | 203 | 203 | 2% |
| Mchinji | 185 | 190 | 188 | 200 | 8% |
| Mitundu | 207 | 200 | 207 | 230 | 11% |
| Chimbiya | 190 | 183 | 193 | 193 | 2% |
| Mwanza | 213 | 217 | 213 | 213 | 0% |
| Lunzu | 240 | 230 | 230 | 230 | -4% |
| Liwonde | 227 | 200 | 200 | 200 | -12% |
| Mulanje | 247 | 243 | 223 | 223 | -9% |
| Chikwawa | 235 | 230 | 230 | 230 | -2% |
| Nsanje | 240 | 230 | 230 | 230 | -4% |
| All Markets | 219 | 213 | 212 | 216 | -1% |

Mulanje's price range was the widest

Figure 2 shows the distribution of average daily maize prices in each market during February 2017. The furthest-left and furthest-right points on each plot indicate the minimum and maximum prices during the month. The box shows the first quartile and third quartiles of the price distribution. Mulanje registered both the highest prices, and the widest price range during the month.

ADMARC continued to sell maize only

Since opening its markets across the country on 21st October 2016, the main ADMARC depots in these markets have been reported to be selling maize only. As the ADMARC sales price has generally been higher than market prices, very few sales by ADMARC have occurred. However, prices as high as MK250/kg, the ADMARC sales price, were reported by two traders in Mitundu and Nsanje on the last Saturday of February. No buying activity by ADMARC has been recorded since October 2016.

How data was collected

IFPRI has been monitoring retail maize prices in selected markets since November 1st, 2016. Currently maize price data is collected from 15 markets across the country (Figure 3). The monitoring covers six days in a week, excluding Sundays. At least three monitors report in each of the markets. Data is collected by means of automated short message service (SMS) with follow-ups made by telephone where necessary.

Figure 2. Distribution of retail maize prices, February 2017

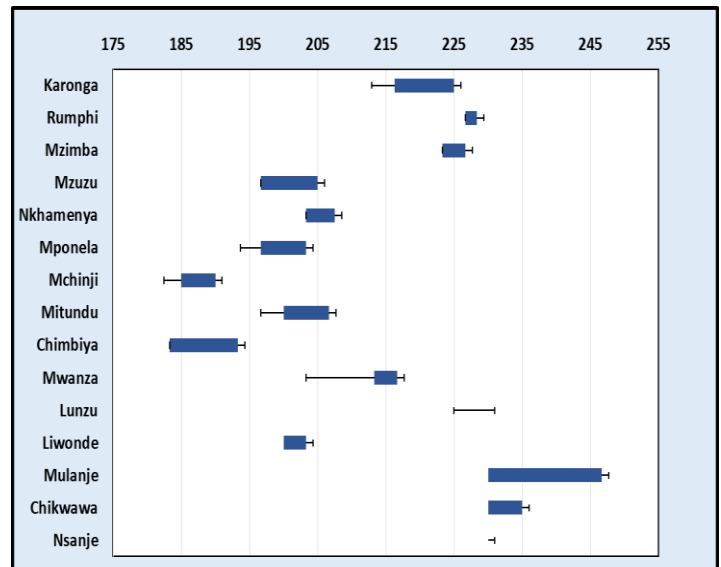
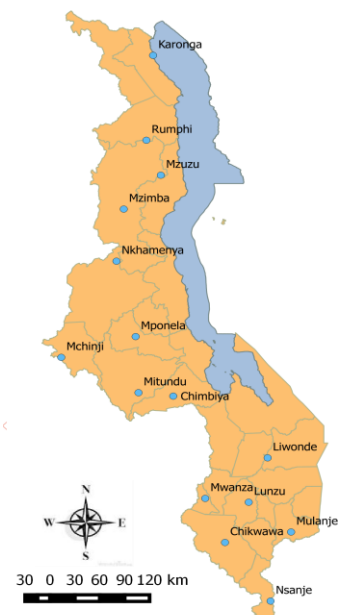


Figure 3. Location of markets



For further information contact: Anderson Gondwe (a.gondwe@cgjar.org) or Chiyembekezo Chafuwa (c.chafuwa@cgjar.org) at IFPRI.

To learn more about IFPRI-Malawi's work, please visit: <http://massp.ifpri.info>