

The Monthly Maize Market Report was developed by researchers at IFPRI Malawi with the goal of providing clear and accurate information on the variation of maize prices in selected markets throughout Malawi. The reports are intended as a resource for those interested in maize markets in Malawi, namely producers, traders, consumers, or other agricultural stakeholders.

Highlights

- Retail prices of maize increased by 25 percent since May 2022.
- No ADMARC purchases were reported in any of the markets monitored by IFPRI.
- ADMARC sales were reported in 2 out of the 26 markets monitored by IFPRI.
- Retail prices in Malawi were lower than in selected regional markets in eastern Africa.

Prices increased by 25 percent since May 2022

Maize retail prices continue to rise contrary to typical patterns. As of the end of June, maize retail prices averaged at MWK255/kg, an increase of 25 percent from the previous month (Figure 1). This is about 93 percent higher than the same month last year (June 2021) and a significant deviation from the typical pattern of falling post-harvest prices likely related to Russia's invasion of Ukraine, as explained in our [policy note](#) on that topic.

Within the month, maize retail prices were highest in Mpondabwino, selling at MWK370/kg and lowest in Rumphu, Chiringa and Liwonde selling at MWK150/kg. All markets registered price increases from as low as 6 percent in Jenda to as high as 44 percent in Chitipa (Table 1).

Prices remain highest in the South

Maize continues to sell the highest in the South. However, contrary to the usual pattern, prices in the North were higher than in the Center on average (Figure 2).

As of the end of June, prices in the South averaged MWK 269/kg, in the Center averaged MWK 230/kg, while in the North prices averaged MWK 240/kg.

Figure 1. Daily average maize retail prices since June 2021 and 2022

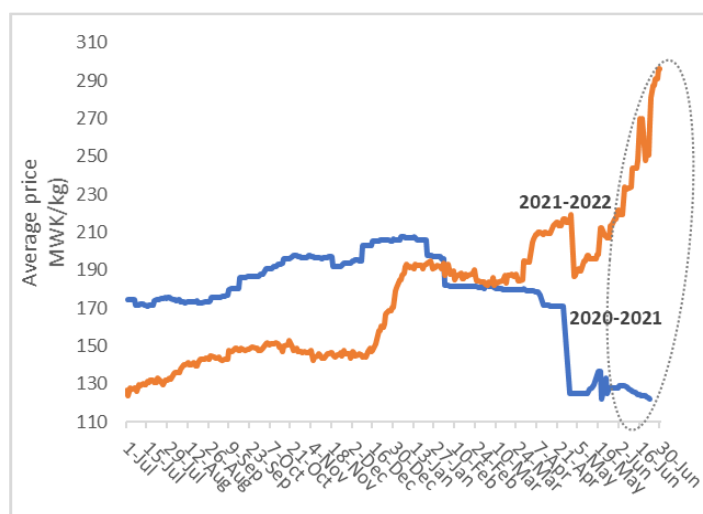


Figure 2. Daily average maize retail prices by region during April 2022

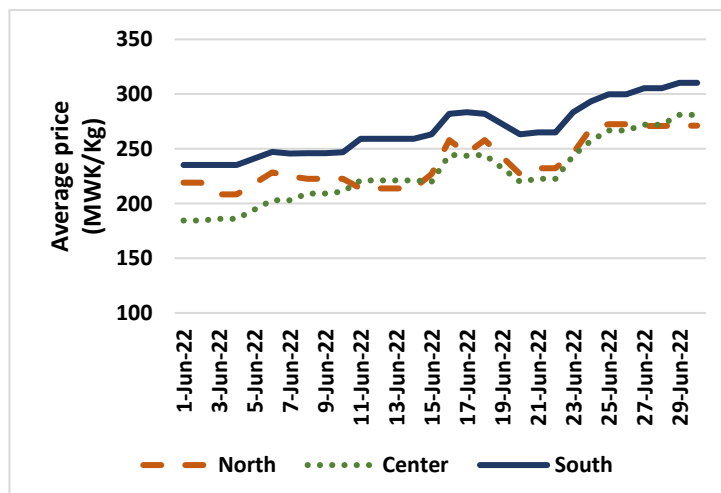


Table 1. Maize retail prices (MWK/kg) by market

	May	June				June	Change
	Average	4-Jun-22	11-Jun-22	18-Jun-22	26-Jun-22	Average	
Chitipa	-	200	225	250	300	235	↑ 50%
Jenda	196	220	150	230	235	207	↑ 6%
Karonga	237	265	300	300	300	292	↑ 23%
Mzimba	177		220	260	280	245	↑ 39%
Mzuzu	183	200	210	300	250	240	↑ 31%
Rumphi	188	150	188	223	280	200	↑ 7%
Chimbiya	180	187	220	240	260	220	↑ 22%
Mchinji	200	200	215	250	265	237	↑ 19%
Mitundu	185	190	220	250	260	230	↑ 24%
Nsungwi	192	160	200	240	275	221	↑ 15%
Salima	190	200	240	240	280	234	↑ 23%
Balaka	207	220	260	280	290	263	↑ 27%
Bangula	207	276	260	280	358	286	↑ 38%
Chikwawa	226	240	270	300	300	280	↑ 24%
Chiringa	193	200	250	300	300	267	↑ 39%
Liwonde	203	240	280	290	300	278	↑ 37%
Luchenza	210	225	270	280	290	267	↑ 27%
Lunzu	203	220	270	265	280	256	↑ 26%
Mangochi	216	240	250	280	280	266	↑ 23%
M'baluku	215	260	255	280	280	270	↑ 26%
Mbayani	-	260	300	300	350	294	↑ 35%
Mpondabwir	216	245	270	270	330	279	↑ 29%
Mulanje	204	220	220	300	300	254	↑ 25%
Mwanza	239	275	250	265	270	265	↑ 11%
Ngabu	213	255	250	300	300	273	↑ 28%
Nsanje	220	220	260	270	300	263	↑ 19%
All markets	204	194	210	209	214	255	↑ 25%

Regional prices

As of the end of June, retail prices of maize in the Malawian markets were lower than in selected regional markets in eastern Africa. Prices in Lunzu and Karonga were higher than on SAFEX. (Figure 3).

How data was collected

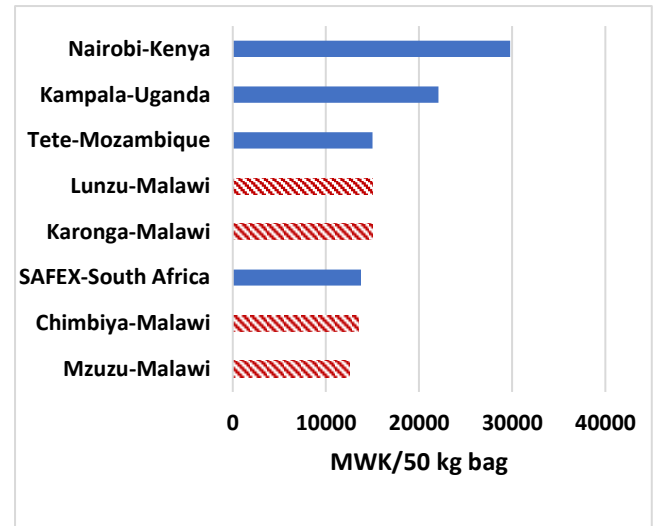
IFPRI Malawi has been monitoring retail maize prices and ADMARC activities in selected markets since June 2016. Currently, data is collected from 26 markets across the country, with monitoring occurring six days per week, excluding Sundays. At least three monitors report data from each of these markets. Data is collected by means of automated short message service (SMS) with follow-ups made by telephone if necessary. Regional prices reported in Figure 3 are sourced from Food and Agriculture Organization's Global Information and Early Warning System (FAO-GIEWS), IFPRI Malawi, the Johannesburg Stock Exchange (JSE), and the Kenya Agricultural Management Information System (KAMIS).

ADMARC Activities

No ADMARC purchases were reported in any of the markets monitored by IFPRI.

ADMARC sales were reported in 2 out of the 26 markets monitored by IFPRI (Mpondabwino and Nsanje).

Figure 3. Retail maize prices in selected markets in eastern and southern Africa (as of June 2022)



Government of Flanders

For further information contact
Aubrey Jolex (A.Jolex@cgjar.org)
at IFPRI Malawi.

To learn more about our work, visit
www.massp.ifpri.info or
follow us on Twitter (@IFPRIMalawi).