

The Monthly Maize Market Report was developed by researchers at IFPRI Malawi with the goal of providing clear and accurate information on the variation of maize prices in selected markets throughout Malawi. The reports are intended as a resource for those interested in maize markets in Malawi, namely producers, traders, consumers, policy makers, and other agricultural stakeholders.

Highlights

- Retail prices of maize increased by 23 percent in October 2022.
- ADMARC sales were reported in 4 out of 26 markets monitored by IFPRI.
- No ADMARC purchases were reported in any of the markets monitored by IFPRI.
- Retail prices in Malawi were higher than in Zambia and on SAFEX.

Prices increased by 23 percent in October

As of the end of October, maize retail prices averaged around MWK 412/kg, 23 percent higher than at the end of September (Figure 1 and Table 1). Across the markets, Mwanza recorded the highest price increase (41 percent) while Chitipa recorded the lowest price increase (4 percent). Within the month, weekly average maize retail prices were highest in Liwonde (MWK 470/kg) and lowest in Jenda (MWK 288/kg).

Figure 1 shows a trend in prices in the 12 months ending in October 2022 and, for comparison, in the 12 months ending in October 2021. At the beginning of May, we start reporting prices of newly harvested maize, which has a higher moisture content than maize from the previous harvest. High moisture content makes maize unsuitable for storage or milling. During drying, it loses about 20 percent of its weight. Solid and dashed lines in Figure 1 represent observed maize prices. Dotted lines represent prices adjusted for moisture content and thus the true price trend.

Prices remain highest in the South

Maize continues to sell the highest in the South. However, prices were unstable with an increasing trend throughout the month (Figure 2). As of the end of October, prices averaged MWK 406/kg in the South, MWK 367/kg in the Center, and MWK 341/kg in the North.

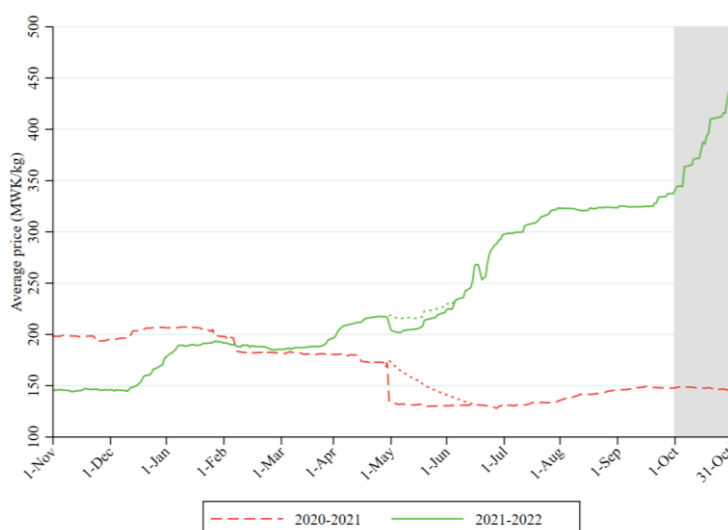


Figure 2. Average daily maize retail prices by region

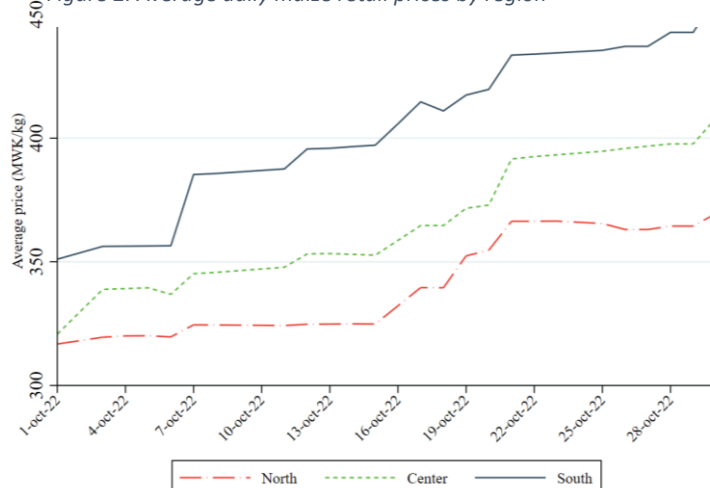


Table 1. Weekly average maize retail prices (MWK/kg) market

	Week ending on					Change
	28-Sep-22	7-Oct-22	14-Oct-22	21-Oct-22	28-Oct-22	
Chitipa ¹	381	378	370	382	396	↑ 4%
Karonga ²	336	346	352	363	383	↑ 14%
Rumphi ³	300	300	300	321	350	↑ 17%
Mzuzu ⁴	320	315	313	362	375	↑ 17%
Mzimba ⁵	271	292	300	305	325	↑ 20%
Jenda ⁶	276	288	313	332	361	↑ 31%
Salima ⁷	331	345	369	378	406	↑ 23%
Mchinji ⁸	308	327	334	363	397	↑ 29%
Nsungwi ⁹	313	341	359	378	399	↑ 27%
Mitundu ¹⁰	302	335	340	364	395	↑ 31%
Chimbiya ¹¹	298	330	346	358	378	↑ 27%
Balaka ¹²	338	349	400	421	461	↑ 36%
M'baluku ¹³	347	374	400	406	418	↑ 21%
Mangochi ¹⁴	340	348	361	389	393	↑ 16%
Liwonde ¹⁵	364	385	418	440	470	↑ 29%
Chiringa ¹⁶	353	370	388	423	450	↑ 28%
Mpondabwino ¹	386	389	403	429	446	↑ 15%
Lunzu ¹⁸	350	339	391	394	411	↑ 18%
Mbayani ¹⁹	387	393	410	432	440	↑ 14%
Mwanza ²⁰	295	294	313	353	416	↑ 41%
Mulanje ²¹	359	366	409	426	460	↑ 28%
Luchenza ²²	361	390	440	446	446	↑ 23%
Chikwawa ²³	355	366	400	444	464	↑ 31%
Ngabu ²⁴	337	341	381	396	436	↑ 29%
Bangula ²⁵	301	289	322	375	398	↑ 33%
Nsanje ²⁶	368	398	424	439	437	↑ 19%
All markets	334	346	367	389	412	↑ 23%

Figure 2. Location of markets; the number corresponds to a market in Table 1

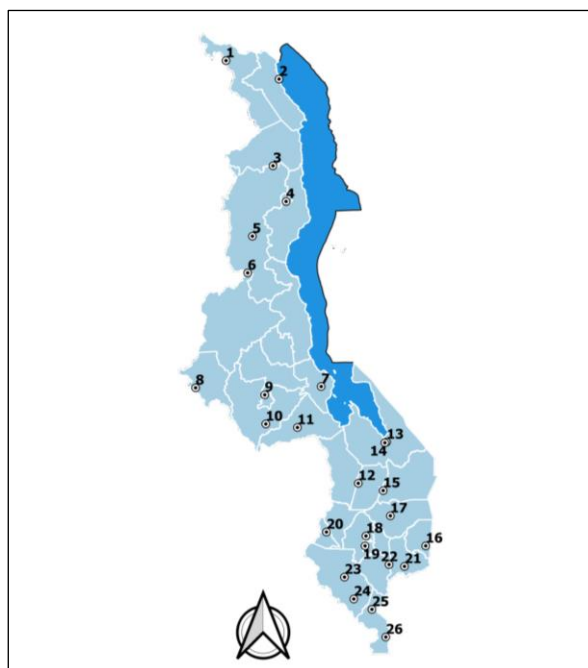
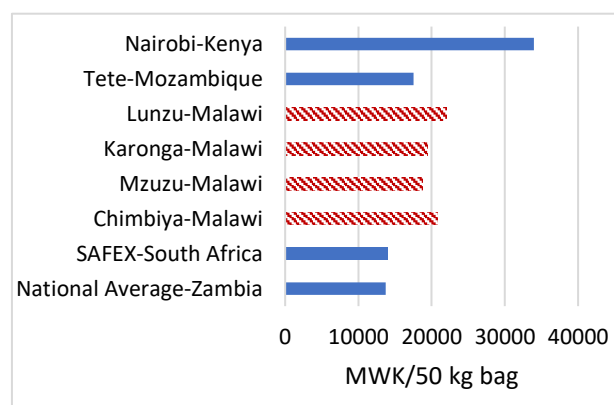


Figure 3. Regional comparison (October 2022)



Regional prices

As of the end of October, retail prices of maize in Malawian markets were lower than in selected regional markets in eastern Africa and Mozambique. However, prices in Malawian markets were higher than on SAFEX Zambia’s national average for the month of October 2022. (Figure 3).

ADMARC Activities

ADMARC sales were reported in 4 (Bangula, Chikwawa, Ngabu, and Nsanje) out of 26 markets monitored by IFPRI.

How data was collected

IFPRI Malawi has been monitoring retail maize prices and ADMARC activities in selected markets since October 2016. Currently, data is collected from 26 markets across the country, with monitoring occurring six days per week, excluding Sundays. At least three monitors report data from each of these markets. Data is collected by means of automated short message service (SMS) with follow-ups made by telephone if necessary. Regional prices reported in Figure 3 are sourced from Food and Agriculture Organization’s Global Information and Early Warning System (FAO-GIEWS), IFPRI Malawi, the Johannesburg Stock Exchange (JSE), and the Kenya Agricultural Management Information System (KAMIS).



Government of Flanders

For further information contact
Aubrey Jolex (A.Jolex@cgiar.org)
at IFPRI Malawi.

To learn more about our work, visit www.massp.ifpri.info or follow us on Twitter (@IFPRIMalawi).